




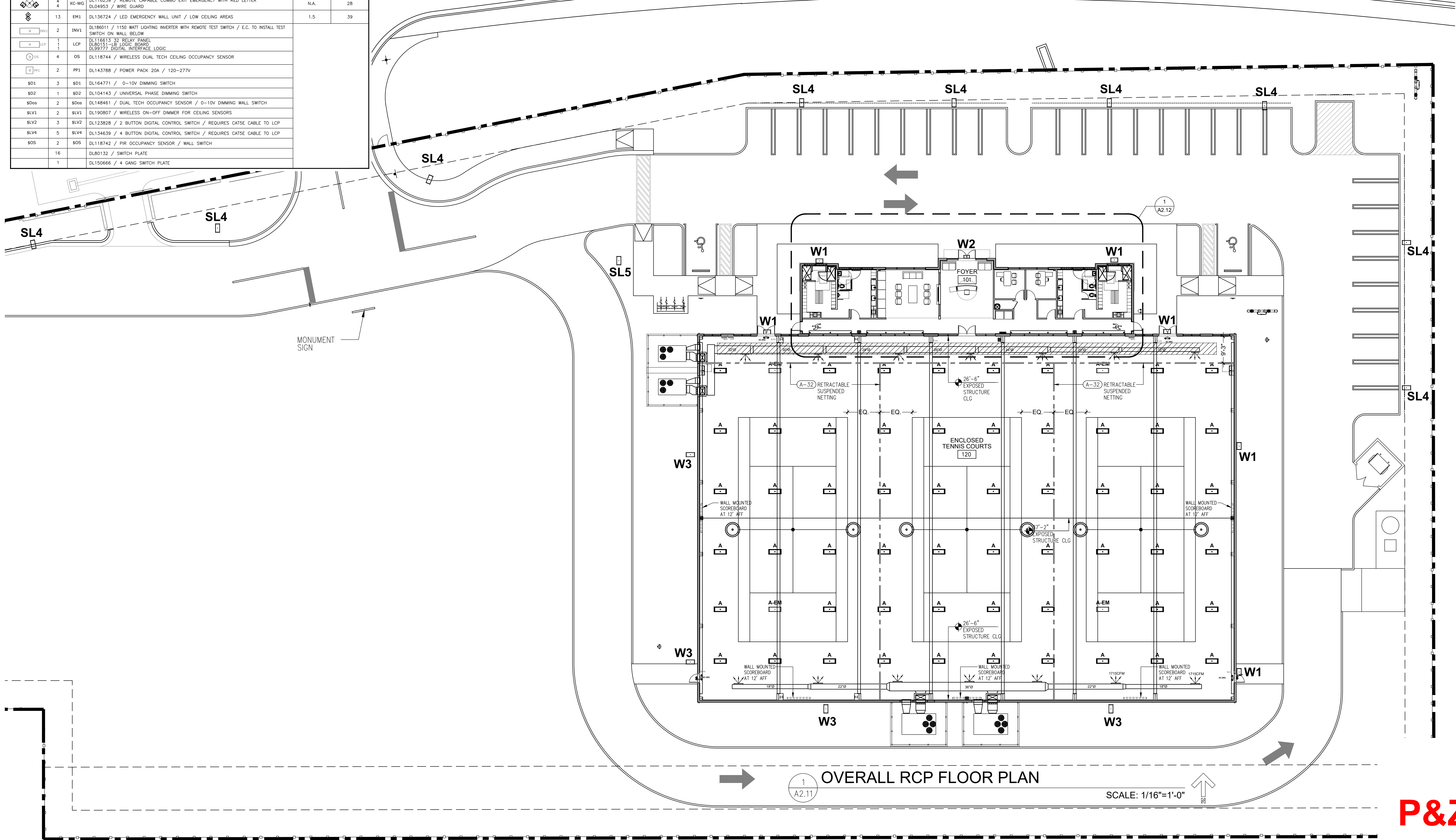
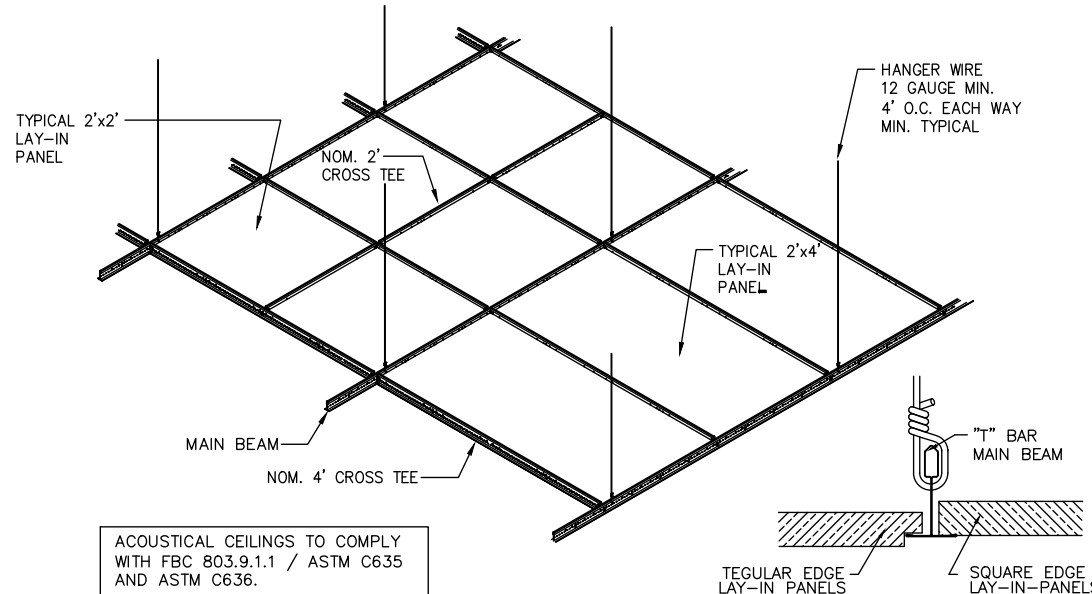


INTERIOR LIGHT FIXTURE AND CONTROLS SCHEDULE					
SYMBOL	QTY	LABEL	DESCRIPTION	FIXTURE WATTS	TOTAL WATTS
	56	A	DL192105 / COURT LIGHTING INDIRECT LED FIXTURE / 10' CORD AND CABLE KIT INCLUDED / 4000K	335	18760
	4	A-EM	DL192105 / COURT LIGHTING INDIRECT LED FIXTURE / 10' CORD AND CABLE KIT INCLUDED / 4000K / VIA INVERTER	335	1340
	11	B	DL161297 / 2X2 TROFFER / SET AT MEDIUM OUTPUT / 4000K	41	451
	8	C	DL170386 / 2X4 TRI-LENS TROFFER / SET AT HIGH OUTPUT / 4000K	55	440
---	---	D	NOT USED	---	---
	28	E	DL179334 / 4" SQUAR LED DOWNLIGHT / 4000K	21	588
	4	F	HLO SCONCE / GLOSS WHITE DIFFUSER WITH SILVER METALLIC FINISH / ADA COMPLIANT		
	4	G	DL179339 / 6" LED DOWNLIGHT / HIGH CEILINGS / 4000K	32	128
	3	H	DL179340 / 6" SURFACE MOUNT LED CYLINDER / OUTDOOR CANOPY / 4000K	32	96
	1	I	ARO CLUSTER PENDANT / 48" DIA. THREE RING CLUSTER PENDANT		
---	---	J	LED STRIP / LED COVE LIGHTING	---	---
	3	XC	DL116239 / REMOTE CAPABLE COMBO EXIT EMERGENCY WITH RED LETTER	N.A.	21
	4	XC-WG	DL116239 / REMOTE CAPABLE COMBO EXIT EMERGENCY WITH RED LETTER DL04953 / WIRE GUARD	N.A.	28
	13	EM1	DL136724 / LED EMERGENCY WALL UNIT / LOW CEILING AREAS	1.5	39
	2	INV1	DL186011 / 1150 WATT LIGHTING INVERTER WITH REMOTE TEST SWITCH / E.C. TO INSTALL TEST SWITCH ON WALL BELOW		
	1	LCP	DL116613 32 RELAY PANEL		
	1	LCP	DL80151 LED LOGIC BOARD		
	1	LCP	DL99777 DIGITAL INTERFACE LOGIC		
	4	OS	DL118744 / WIRELESS DUAL TECH CEILING OCCUPANCY SENSOR		
	2	PP1	DL143788 / POWER PACK 20A / 120-277V		
	3	SD1	DL164771 / 0-10V DIMMING SWITCH		
	1	SD2	DL104143 / UNIVERSAL PHASE DIMMING SWITCH		
	2	SD06	DL148461 / DUAL TECH OCCUPANCY SENSOR / 0-10V DIMMING WALL SWITCH		
	2	SLV1	DL190807 / WIRELESS ON-OFF DIMMER FOR CEILING SENSORS		
	3	SLV2	DL123828 / 2 BUTTON DIGITAL CONTROL SWITCH / REQUIRES CAT5E CABLE TO LCP		
	5	SLV4	DL134639 / 4 BUTTON DIGITAL CONTROL SWITCH / REQUIRES CAT5E CABLE TO LCP		
	2	SOS	DL118742 / PIR OCCUPANCY SENSOR / WALL SWITCH		
	16		DL80132 / SWITCH PLATE		
	1		DL150666 / 4 GANG SWITCH PLATE		

OUTDOOR LIGHT FIXTURE SCHEDULE						
SYMBOL	QTY	LABEL	ARRANGEMENT	DESCRIPTION	FIXTURE WATTS	TOTAL WATTS
	9	SL4	SINGLE	DL174488 / LED AREA LIGHT / 4000K / ARM MOUNTED / INTERNAL GLARE SHIELD / INTERNAL MOTION AND PHOTO SENSOR / DL179527 -18" TALL ALUMINUM POLE WITH ANCHOR BOLTS AND BASE COVER	135	1215
	1	SL5	SINGLE	DL190646 / LED AREA LIGHT / 4000K / ARM MOUNTED / INTERNAL MOTION AND PHOTO SENSOR / DL179527 -18" TALL ALUMINUM POLE WITH ANCHOR BOLTS AND BASE COVER	135	135
	6	W1	SINGLE	DL174486 / WALL MOUNTED LED SCONCE / 14'-20" AFF / 4000K CCT / INTERNAL PHOTO AND MOTION SENSOR	102.2	613.2
	1	W2	SINGLE	DL174486 / WALL MOUNTED LED SCONCE 4000K CCT / MOUNT OVER EGRESS DOORS / INTERNAL BATTERY BACKUP / INTERNAL PHOTO AND MOTION SENSOR	26	26
	4	W3	SINGLE	DL190647 / WALL MOUNTED LED LIGHT WITH ARM 4000K CCT / MOUNT OVER EGRESS DOORS / INTERNAL PHOTO AND MOTION SENSOR	165	660
NOTES: 1. ALL COMMON ROOMS TO HAVE DIMMABLE LIGHTS EXCEPT RESTROOM 2. SEE ELECTRICAL SHEETS FOR FULL LIGHTING SPECIFICATIONS 3. SEE ELECTRICAL SHEETS FOR EGRESS AND EMERGENCY LIGHTING SPECIFICATIONS 4. ALL FIXTURES TO BE APPROVED BY OWNER PRIOR TO PROCUREMENT AND INSTALLATION 5. CONTRACTOR TO BE RESPONSIBLE FOR RECEIVING, ASSEMBLY AND INSTALLATION OF ALL OWNER PROVIDED FIXTURES. OWNER PROVIDED FIXTURES TO BE DETERMINED DURING BIDDING IF DIFFERENT FROM CONSTRUCTION DOCUMENTS 6. CONTRACTOR TO PROVIDE BID SCHEDULE WITH EACH FIXTURE'S COST ITEMIZED SEPARATELY. 7. CONTRACTOR TO PREPARE A DETAILED SUBMITTAL WITH EACH FIXTURE'S CUT SHEET FOR REVIEW AND APPROVAL BY ARCHITECT AND OWNER PRIOR TO PROCUREMENT AND INSTALLATION.						

CEILING LEGEND	
	EXISTING CEILING AREA
	DROPPED GYP. BD. CEILING-5/8" CLASS A' GYP. BD. HT. VARIES-SEE PLAN
	SUSPENDED CEILING AREA "ARMSTRONG"-CHIRUS" #574 OPTIMA WHITE 2'x2x4" CLASS A PANELS W/PRELUDE 15/16" EXPOSED SUSPENSION SYSTEM. SEE PLAN FOR CEILING HEIGHT
	SUPPLY AIR
	RETURN AIR
	EXIT SIGN / EMERGENCY LIGHT
	EXIT SIGN
	WALL MOUNTED DUAL HEAD EMERGENCY FIXTURE WITH 90MIN BATTERY BACKUP
	RECESSED CLGN. EMERGENCY FIXTURE WITH 90MIN BATTERY BACKUP
	EXHAUST FAN
	SMOKE DETECTOR



REVISIONS	
1.	
2.	
3.	
4.	
5.	
6.	
7.	
8.	
9.	
10.	
ALL IDEAS, DESIGN, ARRANGEMENTS, AND PLANS INDICATED OR REPRESENTED BY THIS DRAWING ARE OWNED BY AND PROPERTY OF THE OFFICE, AND WHERE CREATED, ENVELOPED, AND DEVELOPED FOR USE ON, AND IN CONNECTION WITH THE SPECIFIED PROJECT, NONE OF SUCH IDEAS, DESIGN, ARRANGEMENTS, AND PLANS SHALL BE USED BY, OR DISCLOSED TO ANY PERSON, FIRM, OR CORPORATION, FOR ANY PURPOSE WITHOUT WRITTEN PERMISSION OF RWB LINARES ARCHITECTURE, INC.	

FLORIDA INDOOR TENNIS
POMPAÑO BEACH, FL 33069

3000 NORTH MILITARY TRAIL, SUITE 209
BOCA RATON, FLORIDA 33431
PHONE 561-391-0081 FAX 561-391-0085
EMAIL mail@rwb-arch.com

RWB
Linares
ARCHITECTURE
PROJECT # 21-035
DATE PER ISSUE
SHEET #

A2.11
JUAN C. LINARES

P&Z

PZ23-12000009

03/05/2025

A26000640